


## Chapter 15 – FLAG SIGNALS


- 15.01 **Signal Colours:**  
Signals of the colours described below must only be used for purposes detailed in these Rules.
- 15.02 **Flag size:**  
Flag sizes are to be a minimum of 500mm x 500mm.
- 15.03 **Coloured Lights:**  
Coloured lights may be used to substitute flag signals except as detailed in Rule 15.19(c).
- 15.04 **Flag Signals:**  
The following flag signals will be obeyed by drivers during competition or practice.
- 15.05 **National Flag:**  
The National flag may be used to signal a race start.
- 15.06 **Green:**  
(Optional) All Clear  
It can be used if necessary to signal the start of warm up laps or practice sessions, by order of the Clerk of Course (usually only used at International meetings).
- 15.07 **Green with Yellow Chevron:**  
Restart. Reform on track.  
To be used by the Starter and/or Clerk of Course in the event of an error of judgement by the Starter. Can only be used prior to the first lap being completed by the race leader.
- 15.08 **Red:**  
All racing shall cease. Driver will indicate by raising his/her arm and return to the grid at a greatly reduced speed and in a safe manner being prepared to stop on track if necessary. This order shall be given only through the clerk of course and/or steward of the meeting. Red lights may be used in addition to the red flag.
- 15.09 **Red and White Chequered:**  
Signifies that it has been a false start or no start, return to pits, this flag is to be used by a Steward/Clerk of Course or Starter prior to the first lap being completed by the race leader to enable the Stewards to take immediate action for a breach of rules prior to the start.
- 15.10 **Yellow:**  
Danger – Reduce Speed  
Maintain position until an operational flag point that is not displaying a yellow flag has been passed. To assist following competitors and if it can be with safety a competitor should raise one arm to indicate that he/she is slowing for the yellow flag. Failure to slow to a safe speed for a yellow flag will be considered a serious breach of these rules.
- 15.11 **Yellow with Red Stripes: (Vertical)**  
Deterioration of adhesion. Informs drivers that the conditions of adhesion of the track surface have suddenly deteriorated in the area beyond the flag. This flag is most frequently used to signal that oil has been dropped on the track, but it can also be used to inform drivers of either a pool of water large enough to cause aquaplaning, or that due to a local shower drivers are about to pass from a dry to a slippery surface; that being the case, the flag will be displayed accompanied by a hand pointed to the sky. This flag shall be displayed for four laps or until the surface returns to normal. It is not necessary for the sector beyond where the flag is being shown to show a green flag.

- 15.12 **Blue: (Waved)**  
One or more competitors are about to lap you. You must hold your course and allow him to pass unimpeded.
- 15.13 **Blue and Red: (Double Diagonal) (Optional)**  
This flag is displayed together with a panel upon which the competitors kart number is displayed. It will be shown to a driver who is about to be lapped or who has been lapped, the driver must stop racing, move off the racing line and return directly to the Parc Ferme. This flag may not be used unless specified in the Supplementary Regulations. A driver obeying this flag will be classed as a finisher.
- 15.14 **Black & White with Diagonal join:**  
If this flag, together with a panel upon which the competitor's kart number is displayed to the driver concerned, it indicates that the competitor is being observed for unsportsmanlike behaviour. The competitor must report to the Clerk of Course or Steward immediately after the race.
- 15.15 **Black Flag:**  
Should it become necessary for any reason to stop a driver, this order shall be given only through the Clerk of Course and/or Steward of the Meeting. The black flag shall be displayed to the driver concerned, together with a panel upon which is shown the kart number. Such signal indicates that once a competitor receives the black flag they are to cease racing immediately and return to the pits next time he/she reaches it without impeding another competitor. The driver may not re-enter the race. The competitor must report to the Clerk of Course or Steward immediately after returning to the in Grid.
- 15.16 **Black an Orange Disc: (Optional)**  
This flag is displayed together with a panel upon which the competitors' kart number is shown. The driver must stop for mechanical defect. At circuits where the facilities permit the use of drive through area as approved by State Track Inspectors, the driver may continue after repairs have been affected to the satisfaction of the Chief Scrutineer.
- 15.17 **Black and White Chequered:**  
The display of the black and white chequered flag will determine the end of the race. The race finishing order will be as karts cross the finishing line on the lap when the black and white chequered flag is displayed. This flag shall also signify the end of practice and timed sessions. Karts that have finished the race, and cleared the Finish line safely, shall not pass karts that are still racing.
- 15.18 **White Flag or Last Lap Board:**  
Either a white flag or a last lap board may be displayed initially to the leading kart, and each kart subsequently, when the leading kart commences what the officials believe to be the last lap of the race.
- 15.19 **Light Signals:**  
It is permissible to replace/augment flag signals with light signals. For safety reasons, when using lights at flag points a flag marshal must be present.
- (a) **ROLLING STARTS:**  
During roll up laps an amber light may be displayed. It is optional for lights to flash if the start appears imminent.  
A green light will be shown to signal the commencement of racing.
  - (b) **STANDING STARTS:**  
When the starter is satisfied with the grid order and the karts are stationary on the starting grid, he/she will switch on the red light. The light will change to green not less than 3 seconds or not more than 8 seconds after the red light has been switched on and the race will start.
  - (c) **RED LIGHTS:**  
May be used at any point to supplement the red flag.
  - (d) **FLAG POINTS:**  
At all meetings held under artificial light, each flag point must have at least one (1) battery operated Yellow warning light and one (1) battery operated Red light as approved by the State Track Safety Inspector.

# FLAG EXAMPLES: Min Size - 500mm x 500mm




15.05 National Flag




15.06 Green Flag




15.07 Green and Yellow  
Chevron Flag




15.08 Red Flag




15.09 Red and White  
Chequered Flag



15.10 Yellow Flag




15.11 Yellow with Red Stripes




15.12 Blue Flag




15.13 Blue and Red  
Double Diagonal Flag




15.14 Black and White  
Diagonal Flag




15.15 Black Flag



15.16 Black with Orange  
Disk Flag



15.17 Black and White  
Chequered Flag



15.18 White Flag